

STAGES

STAGE 1 – Bay 9 Training Range

SCORING: Shots UNLIMITED Targets: 6 NRA D-1

Minimum Rounds: 18

Start Signal: Audible

Stop Signal: Last Shot

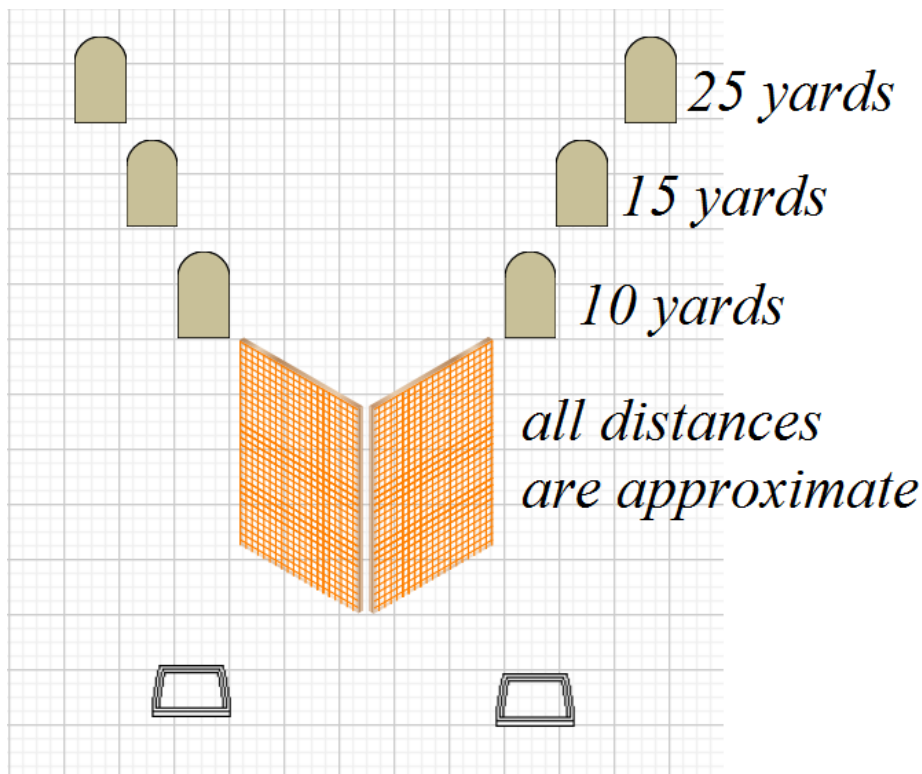
START POSITION: Standing in box (P1) facing down range at the Low Ready. Loaded firearm at a 45-degree angle, pointed toward the ground and down range with the trigger finger “indexed” outside of the trigger guard.

PROCEDURE:

P1 - String 1: At start signal, engage all visible paper targets in any order with three shots per target.

P2- String 2: At the signal engage all visible paper targets in any order with three shots per target.

Best 3 hits on paper will be scored.



STAGE 2 – Bay #6 Upper 25

SCORING: Shots UNLIMITED Targets: 3 NRA D-1

Minimum Rounds: 12

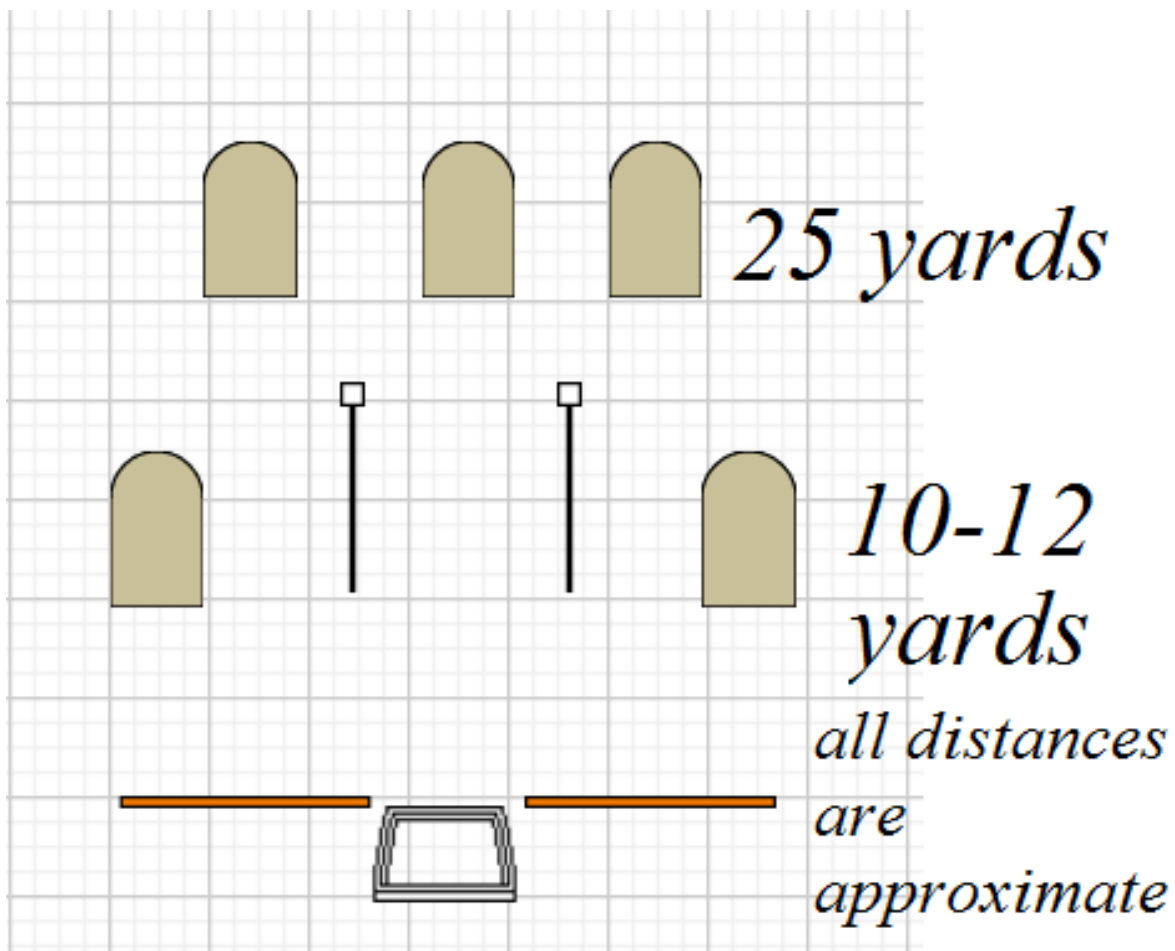
Start Signal: Audible

Stop Signal: Last Shot

START POSITION: Standing in box (P1) facing down range at the Low Ready. Loaded firearm at a 45-degree angle, pointed toward the ground and down range with the trigger finger “indexed” outside of the trigger guard.

PROCEDURE: At start signal, engage all visible paper targets in any order with two shots. Steel must fall to score.

Best 2 hits on paper will be scored.



STAGE 3 – Bay 7 Left Mover

SCORING: Shots **LIMITED** Targets: 3 NRA D-1

Maximum Rounds: 12

Start Signal: Audible

Stop Signal: Last Shot

START POSITION: Standing in box (P1) facing down range at the Low Ready. Loaded firearm at a 45-degree angle, pointed toward the ground and down range with the trigger finger “indexed” outside of the trigger guard.

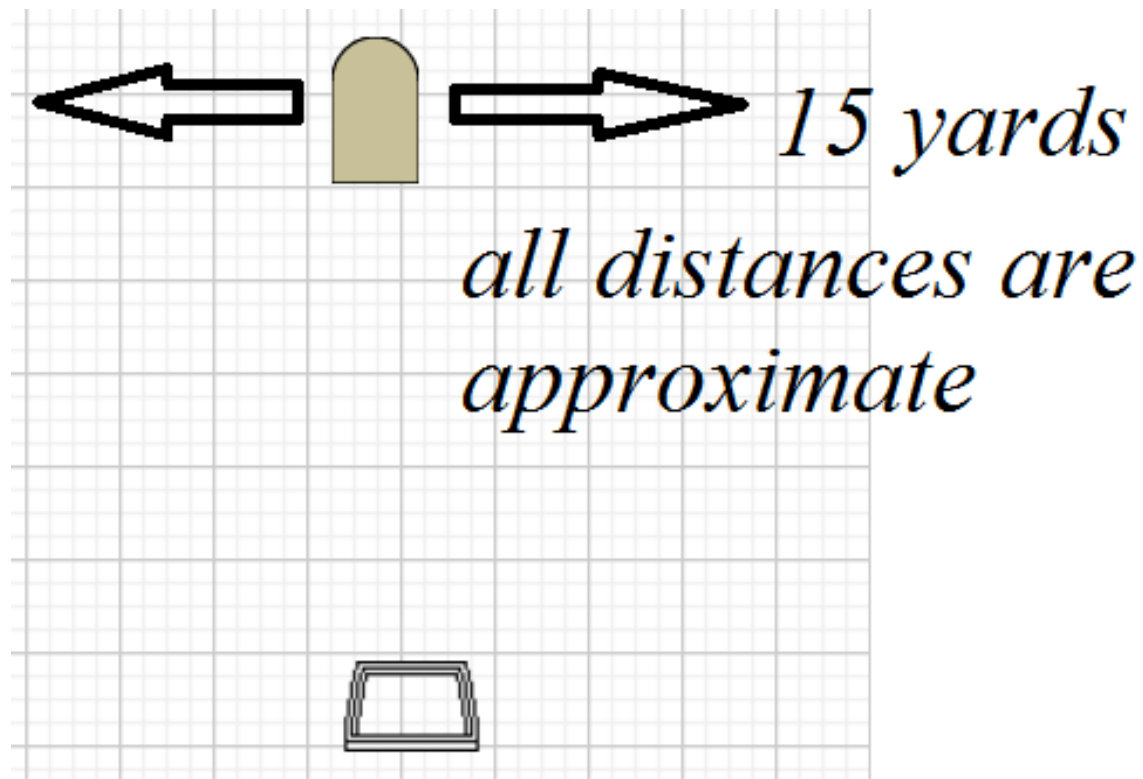
PROCEDURE:

String 1: At start signal, engage mover target (Right-Left) with 6 rounds **maximum**.

String 2: At the signal, engage mover target (Left-Right) with 6 rounds **maximum**.

NOTE: Each additional shot =5 second penalty and best shot will be taped before scoring.

All Distances are approximate.



STAGE 4 - Bay 8 (Right Mover)

SCORING: Shots UNLIMITED Targets: 5 NRA D-1 Steel: 4

Minimum Rounds: 18

Start Signal: Audible

Stop Signal: Last Shot

START POSITION: Standing at P1 facing down range at the Low Ready. Loaded firearm at a 45-degree angle, pointed toward the ground and down range with the trigger finger "indexed" outside of the trigger guard.

PROCEDURE: At start signal, engage all visible paper targets in any order with three shots. Steel must fall to score.

Best 3 hits on paper.

